

### GENERAL FEATURES

- Combine the characteristics of lead acid battery and super capacitor
- Long life cycle service design, excellent PSoC and cyclic performance
- High power, rapid charging and discharging
- Unique grid and lead pasting design
- Extreme temperature tolerance

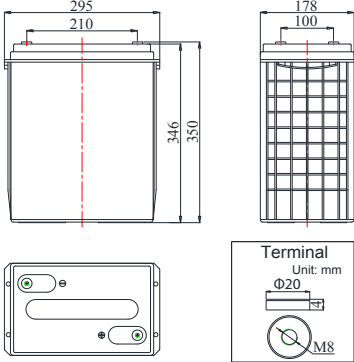
### APPLICATIONS

- Floor Cleaning Machines
- Aerial Work Platforms
- Marine & Boating
- Recreational Vehicles
- Golf Carts and Utility Vehicles
- Solar & Renewable Energy
- Electric Vehicle



### DIMENSIONS & WEIGHT

Length(mm)	295±1
Width(mm)	178±1
Height(mm)	346±1
Total Height(mm)	350±1
Weight(kg)	46.5±3%



### COMPLIED STANDARDS

IEC 60896-21/22	JIS C8704
YD/T799	BS6290 part4
GB/T 19638	UL 1989

### TECHNICAL SPECIFICATIONS

Nominal Voltage		6V(3 cells per unit)
Design Floating Life @25°C		20 Years
Nominal Capacity @25°C (20 hour rate@15.33A,5.10V)		310.0Ah
Capacity @25°C	10 hour rate (27.85A,5.40V)	278.5Ah
	5 hour rate (51.60A,5.25V)	258.0Ah
	1 hour rate (180.5A,4.80V)	180.5Ah
Internal Resistance	Full Charged Battery@25°C	≤2.5mΩ
Ambient Temperature	Discharge	-30°C~60°C
	Charge	-30°C~60°C
	Storage	-30°C~60°C
Max. Discharge Current@25°C		2500A(5s)
Capacity affected by Temperature (10 hr Capacity)	40°C	108%
	25°C	100%
	0°C	90%
	-15°C	70%
Self-Discharge@25°C per Month		3%
Charge (Constant Voltage) @25°C	Standby Use	Initial Charging Current Less than 75.0A Voltage 6.80-6.90V
	Cycle Use	Initial Charging Current Less than 75.0A Voltage 7.20-7.35V

### BATTERY DISCHARGE TABLE

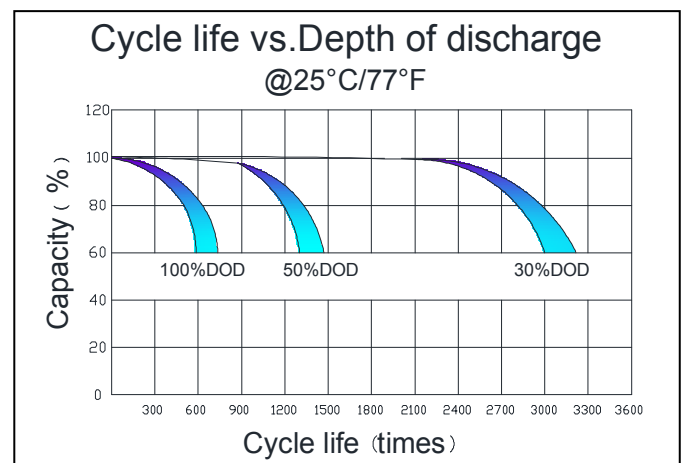
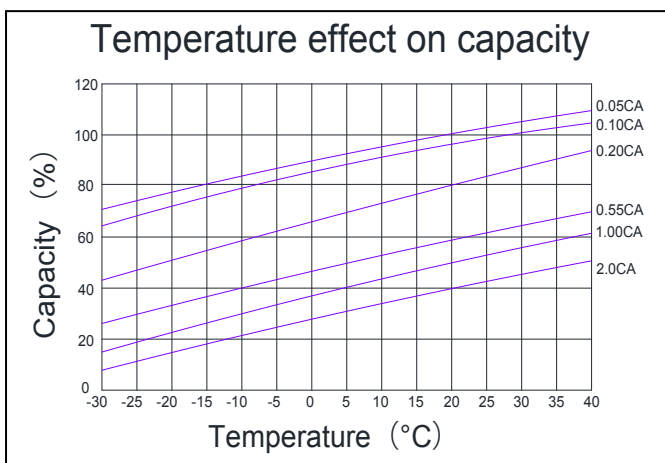
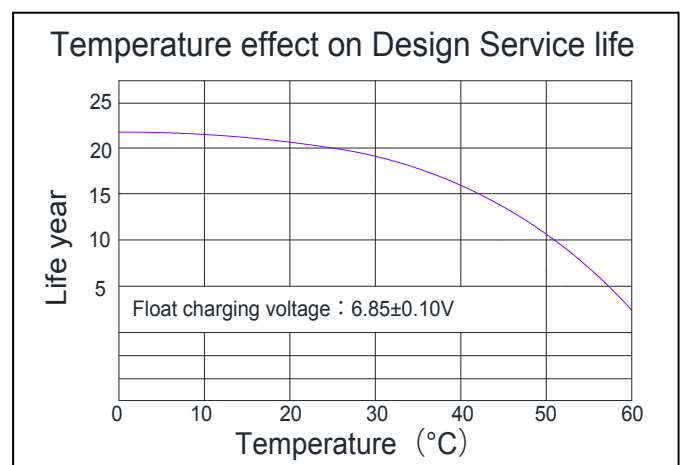
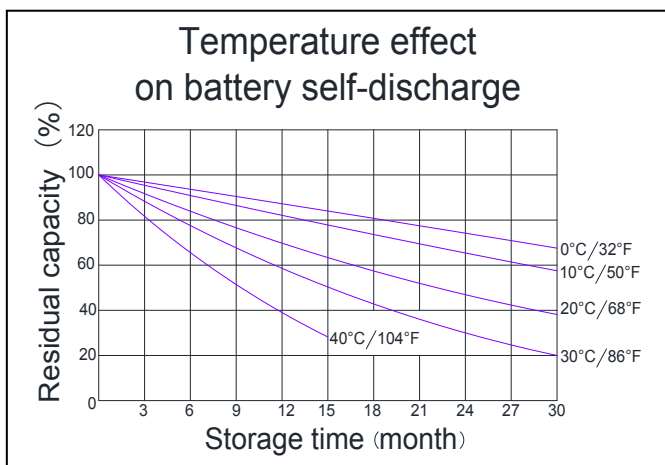
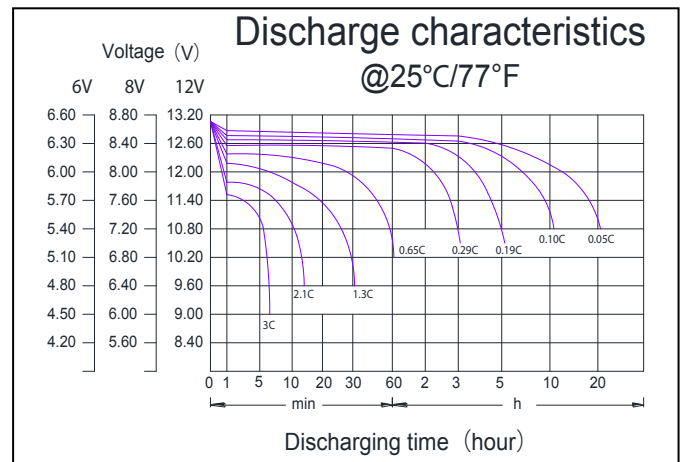
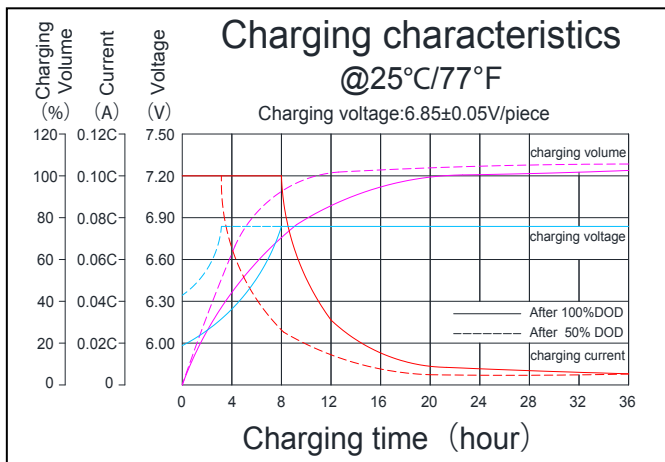
Discharge Constant Current per Cell (Amperes at 25°C)

F.V/Time	5min	10min	15min	20min	25min	30min	35min	40min	45min	60min	90min	2h	3h	4h	5h	6h	7h	8h	10h	12h	20h
1.60V	815.8	520.1	441.9	359.9	317.2	282.6	249.4	226.7	207.4	180.5	145.7	114.6	80.5	65.9	54.5	45.8	40.3	36.0	30.57	25.70	15.90
1.65V	801.0	510.5	434.0	354.0	311.8	277.4	244.7	222.5	203.6	176.9	142.8	112.3	78.9	64.6	53.6	44.8	39.6	35.4	29.99	25.25	15.60
1.67V	793.1	505.7	429.2	348.3	309.1	275.0	243.4	221.4	202.6	175.3	141.9	111.3	78.2	63.9	52.9	44.5	39.3	35.1	29.68	25.06	15.45
1.70V	777.0	496.5	420.9	342.1	303.2	269.5	239.4	217.6	199.1	171.7	138.9	110.4	77.6	63.3	52.6	44.1	39.0	34.7	29.07	24.63	15.33
1.75V	771.1	491.3	417.8	337.8	298.5	267.1	236.2	214.7	196.4	169.8	137.6	108.1	76.0	62.3	51.6	43.5	38.3	34.1	28.76	24.24	15.00
1.80V	746.7	475.5	403.4	330.3	289.7	258.5	229.2	208.4	190.5	164.6	133.4	103.9	73.0	59.4	49.7	41.9	36.7	32.8	27.85	23.44	14.55
1.85V	702.1	448.4	379.7	310.0	271.9	243.1	215.4	195.8	179.2	155.2	125.3	98.4	68.8	56.2	46.7	39.6	34.7	30.8	26.14	22.03	13.22

Discharge Constant Power per Cell (Watts at 25°C)

F.V/Time	5min	10min	15min	20min	25min	30min	35min	40min	45min	60min	90min	2h	3h	4h	5h	6h	7h	8h	10h	12h	20h
1.60V	1528.5	980.6	833.3	681.9	603.6	539.7	476.5	434.4	397.6	346.4	279.2	219.9	154.5	126.3	104.5	87.6	77.3	69.1	58.4	49.6	30.90
1.65V	1506.5	965.8	823.0	673.6	595.3	532.2	468.0	425.7	391.7	340.2	274.3	216.2	151.9	124.3	103.2	86.0	76.3	68.2	57.5	48.7	30.60
1.67V	1495.9	957.9	815.4	666.8	590.5	527.4	465.6	424.4	389.3	336.6	272.3	214.2	150.6	123.0	101.9	85.7	75.6	67.5	57.2	48.3	30.45
1.70V	1482.2	944.2	802.4	654.4	579.9	517.1	459.0	417.5	383.5	330.4	266.8	212.3	149.0	121.7	101.3	85.0	75.0	66.9	56.0	47.4	30.30
1.75V	1474.3	936.3	797.2	645.8	571.6	512.3	453.2	412.7	377.3	326.9	264.2	208.1	146.1	119.8	99.3	83.7	73.7	65.6	55.4	46.8	29.70
1.80V	1431.0	910.2	773.2	634.1	556.5	496.5	440.2	401.4	366.3	316.8	256.1	200.3	140.6	114.3	95.8	80.5	70.4	63.0	53.6	45.3	28.80
1.85V	1349.3	864.5	733.0	600.1	527.4	471.1	417.5	379.7	348.1	301.2	243.1	191.2	133.7	109.1	90.9	76.9	67.5	59.9	50.8	42.8	26.18

PERFORMANCE CHARACTERISTICS



BATTERY CONSTRUCTION

Component	Positive plate	Negative plate	Container & Cover	Safety valve	Terminal	Separator	Electrolyte	Pillar seal
Features	Rare earth alloy grid with good corrosion resistance	Unique anode formula, high purity material, low self-discharge rate	ABS (UL94-V0 optional)	Flame resistance, aging resistance	Female Copper Insert M8 (torque: 10~12N.m)	AGM separator with organic fiber, longer service life	Gradual change gel electrolyte (with patent)	Anti-corrosion elastic O ring, two layers epoxy seal technology