

GENERAL FEATURES

- Environmentally friendly
- Can be used at vertical or horizontal orientation
- High Reliability and Good Quality
- High gas recombination efficiency
- High Power Density
- Maintenance-Free Operation

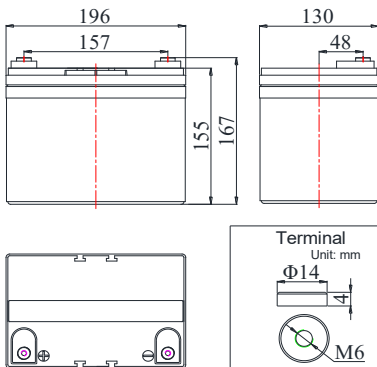
APPLICATIONS

- UPS & EPS
- Emergency lighting Systems
- Medical Equipment
- Cable TV Systems
- Alarm Systems
- Electric Test Equipment
- Security Systems



DIMENSIONS & WEIGHT

Length(mm)	196±1
Width(mm)	130±1
Height(mm)	155±1
Total Height(mm)	167±1
Weight(kg)	10.0±3%



COMPLIED STANDARDS

IEC 60896-21/22	JIS C8704
YD/T799	BS6290 part4
GB/T 19638	UL 1989

TECHNICAL SPECIFICATIONS



Nominal Voltage		12V(6 cells per unit)
Design Floating Life @25°C		10 Years
Nominal Capacity @25°C(10 hour rate@3.30A,10.80V)		33Ah
Capacity @25°C	20 hour rate (1.77A,10.5V)	35.4Ah
	5 hour rate (5.8A,10.5V)	29.0Ah
	1 hour rate (21.1A,9.6V)	21.1Ah
Internal Resistance	Full Charged Battery@25°C	~ 11mΩ
Ambient Temperature	Discharge	-2 0 ° C~50°C
	Charge	-20°C ~50°C
	Storage	-20°C ~50°C
Max.Discharge Current@25°C		330A(5s)
Capacity affected by Temperature (10 hr Capacity)	40°C	102%
	25°C	100%
	0°C	85%
	-15°C	65%
Self-Discharge @25°C		3%
Charge (Constant Voltage) @25°C	Standby Use	Initial Charging Current Less than 8.25A Voltage 13.6-13.8V
	Cycle Use	Initial Charging Current Less than 8.25A Voltage 14.4-14.9V

BATTERY DISCHARGE TABLE

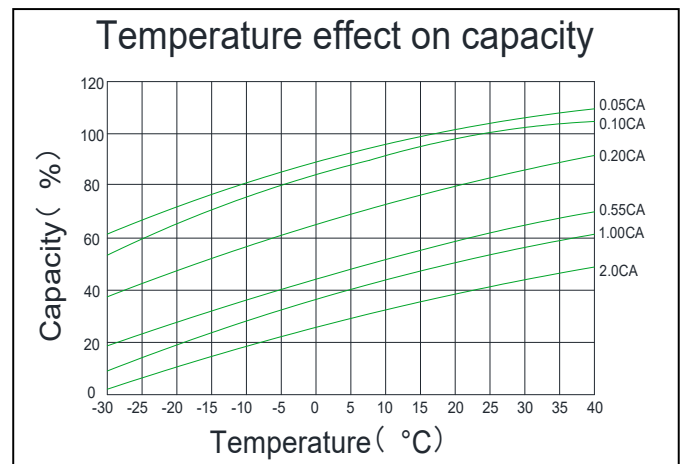
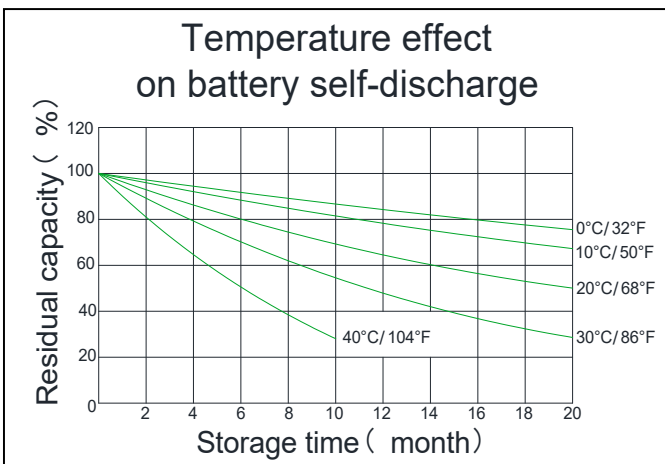
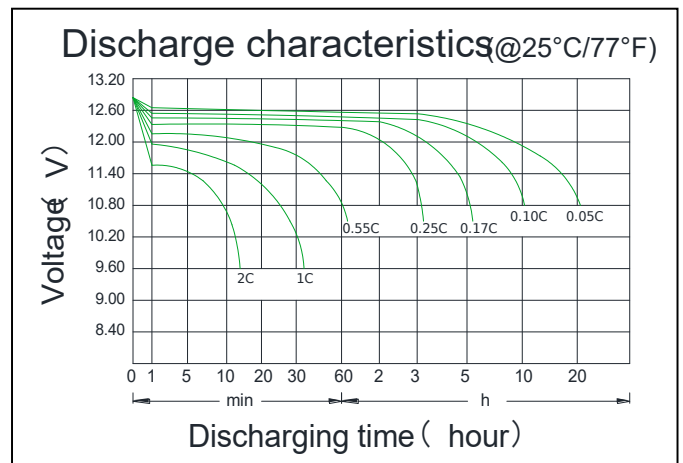
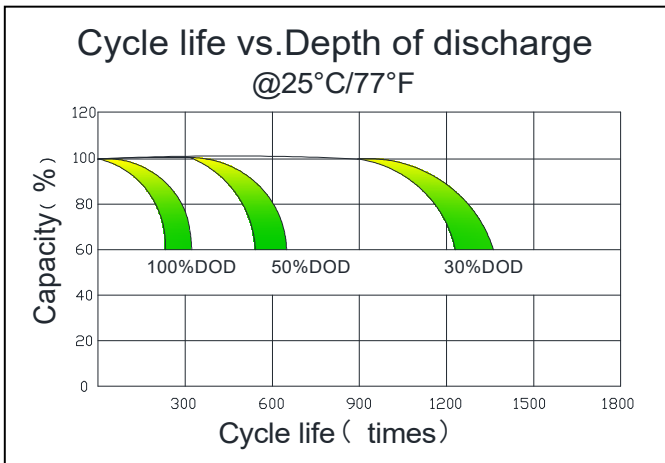
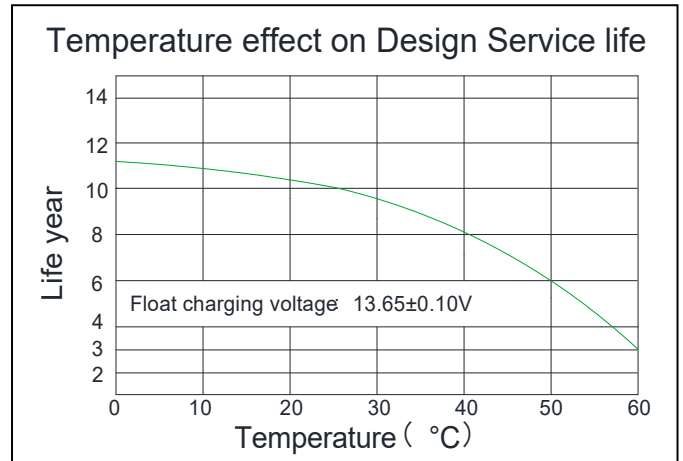
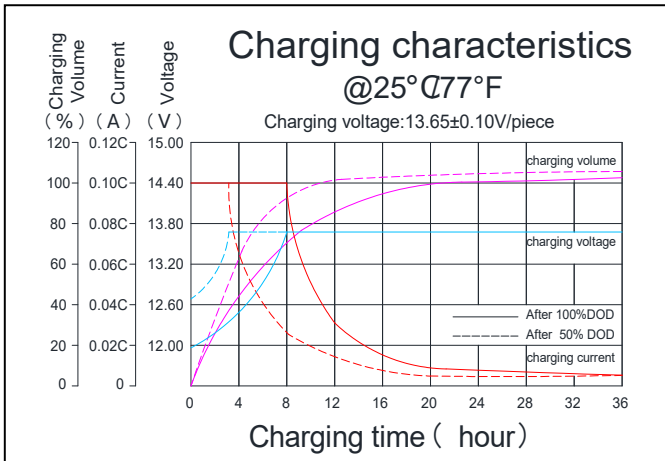
Discharge Constant Current per Cell (Amperes at 25°C)

F.V/Time	15min	30min	45min	1h	2h	3h	5h	6h	8h	10h	20h
1.60V	59.6	35.1	26.6	21.1	12.4	9.1	6.1	5.3	4.2	3.5	1.83
1.67V	56.3	33.2	25.5	20.4	12.0	8.8	6.0	5.2	4.2	3.4	1.82
1.70V	52.8	32.3	24.6	19.6	11.6	8.6	5.9	5.1	4.1	3.4	1.79
1.75V	49.5	30.9	23.5	18.8	11.4	8.4	5.8	5.0	4.0	3.3	1.77
1.80V	46.4	29.7	22.7	18.2	10.9	8.1	5.7	5.0	4.0	3.3	1.75

Discharge Constant Power per Cell (Watts at 25°C)

F.V/Time	15min	30min	45min	1h	2h	3h	5h	6h	8h	10h	20h
1.60V	113.9	69.7	50.5	40.4	23.5	17.4	11.8	10.3	8.2	6.8	3.62
1.67V	109.0	65.3	48.7	39.3	22.8	16.9	11.6	10.2	8.1	6.7	3.59
1.70V	101.5	63.9	47.2	38.0	22.3	16.5	11.5	10.0	8.0	6.6	3.54
1.75V	95.3	60.8	45.3	36.6	21.8	16.2	11.3	9.9	7.9	6.6	3.51
1.80V	89.4	58.3	43.8	35.4	21.1	15.7	11.1	9.7	7.8	6.5	3.48

PERFORMANCE CHARACTERISTICS



BATTERY CONSTRUCTION

Component	Positive plate	Negative plate	Container & Cover	Safety valve	Terminal	Separator	Electrolyte	Pillar seal
Features	Thick high Sn low Ca grid with special paste	Balanced Pb-Ca grid for improved recombination efficiency	ABS (UL94-V0 optional)	Flame Si-Rubber and aging resistor	Female Copper Insert M6 (torque: 4~6N.m)	Advanced AGM separator for high pressure cell design	Dilute high purity sulphuric acid	Two layers epoxy resin seal