

GENERAL FEATURES

- Environmentally friendly
- Can be used at vertical or horizontal orientation
- High Reliability and Good Quality
- High gas recombination efficiency
- High Power Density
- Maintenance-Free Operation

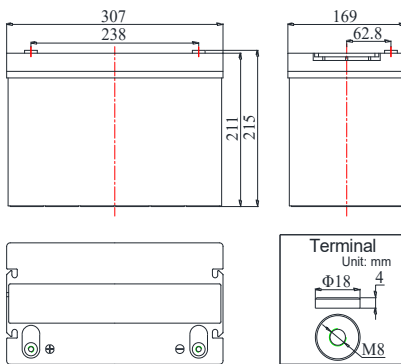
APPLICATIONS

- UPS & EPS
- Emergency lighting Systems
- Medical Equipment
- Cable TV Systems
- Alarm Systems
- Electric Test Equipment
- Security Systems



DIMENSIONS & WEIGHT

Length(mm)	307±1
Width(mm)	169±1
Height(mm)	211±1
Total Height(mm)	215±1
Weight(kg)	29±3%



COMPLIED STANDARDS

IEC 60896-21/22	JIS C8704
YD/T799	BS6290 part4
GB/T 19638	UL 1989

TECHNICAL SPECIFICATIONS



Nominal Voltage		12V(6 cells per unit)
Design Floating Life @25°C		10 Years
Nominal Capacity @25°C(10 hour rate@9.00A,10.80V)		90Ah
Capacity @25°C	20 hour rate (5.0A,9.6V)	100Ah
	5 hour rate (15.8A,10.5V)	79.0Ah
	1 hour rate (57.4A,9.6V)	57.4Ah
Internal Resistance	Full Charged Battery@25°C	~ 5.5mΩ
Ambient Temperature	Discharge	-2 0 ° G-50°C
	Charge	-20°C ~-50°C
	Storage	-20°C ~-50°C
Max.Discharge Current@25°C		900A(5s)
Capacity affected by Temperature (10 hr Capacity)	40°C	102%
	25°C	100%
	0°C	85%
	-15°C	65%
Self-Discharge @25°C		3%
Charge (Constant Voltage) @25°C	Standby Use	Initial Charging Current Less than 22.5A Voltage 13.6-13.8V
	Cycle Use	Initial Charging Current Less than 22.5A Voltage 14.4-14.9V

BATTERY DISCHARGE TABLE

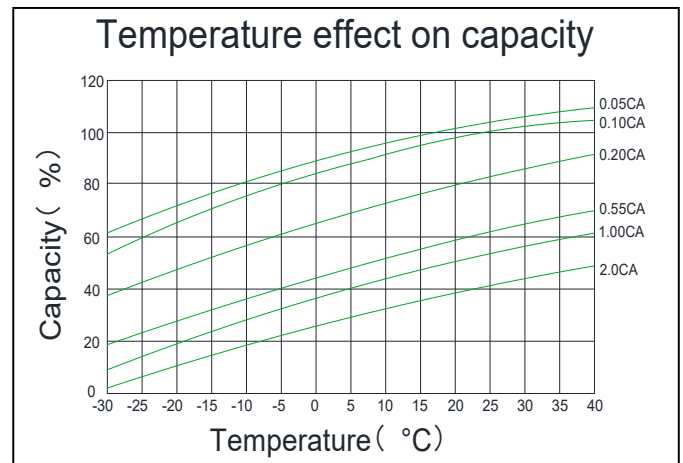
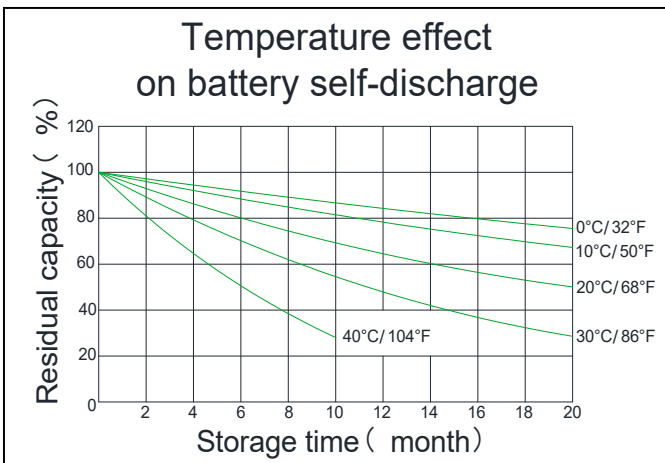
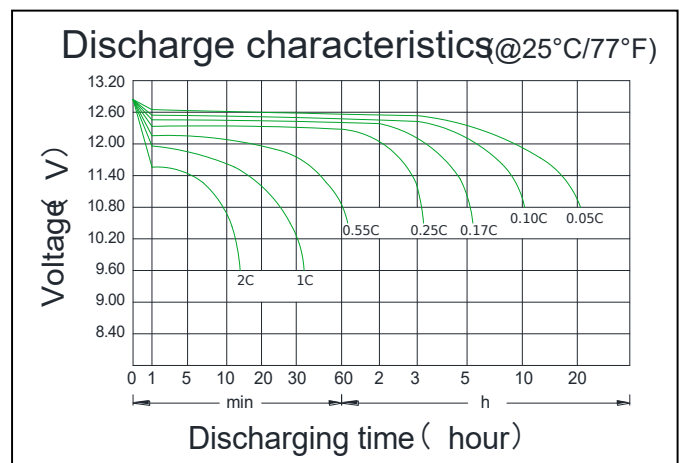
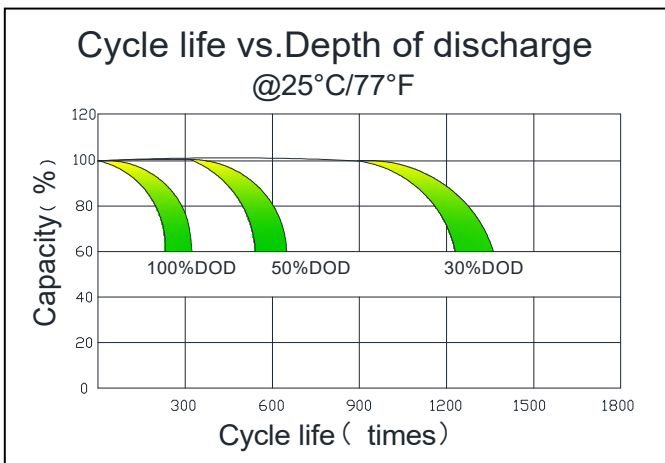
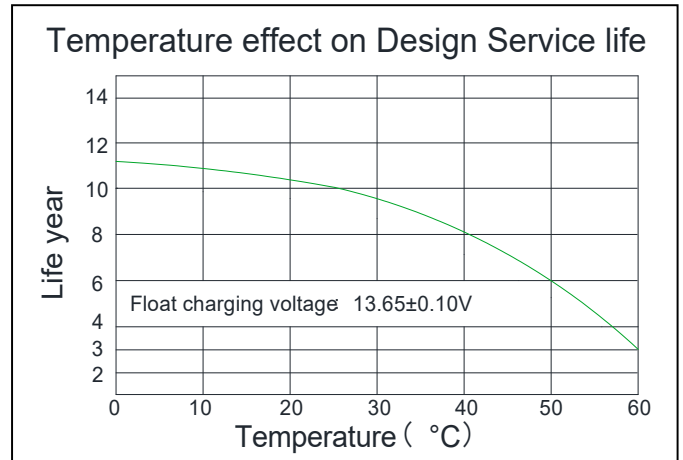
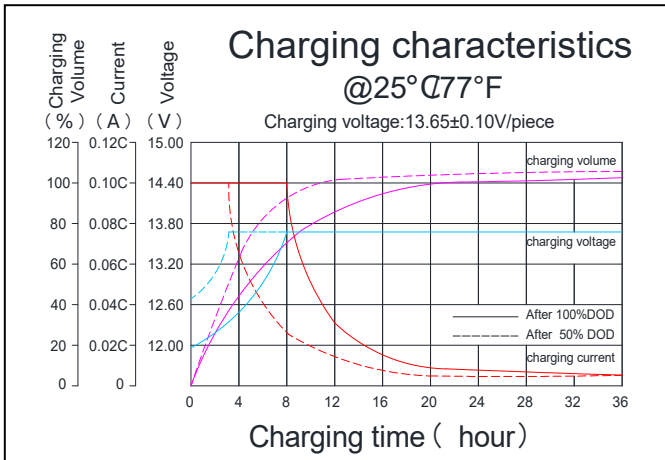
Discharge Constant Current per Cell (Amperes at 25°C)

F.V/Time	15min	30min	45min	1h	2h	3h	5h	6h	8h	10h	20h
1.60V	162.5	95.7	72.5	57.4	33.8	24.8	16.7	14.6	11.4	9.5	5.00
1.67V	153.5	90.6	69.7	55.7	32.7	24.0	16.5	14.3	11.3	9.3	4.95
1.70V	144.1	88.0	67.1	53.6	31.8	23.4	16.1	14.0	11.2	9.2	4.88
1.75V	135.0	84.2	64.2	51.4	31.0	22.9	15.8	13.8	11.0	9.1	4.82
1.80V	126.6	81.1	61.8	49.6	29.8	22.1	15.5	13.5	10.8	9.0	4.77

Discharge Constant Power per Cell (Watts at 25°C)

F.V/Time	15min	30min	45min	1h	2h	3h	5h	6h	8h	10h	20h
1.60V	310.6	190.0	137.6	110.2	64.0	47.4	32.3	28.2	22.3	18.5	9.86
1.67V	297.2	178.1	132.9	107.2	62.3	46.2	31.8	27.7	22.1	18.3	9.79
1.70V	276.9	174.2	128.7	103.5	60.8	45.1	31.3	27.4	21.9	18.1	9.67
1.75V	259.8	165.9	123.6	99.7	59.4	44.2	30.9	26.9	21.6	17.9	9.59
1.80V	243.9	159.1	119.4	96.5	57.4	42.9	30.2	26.5	21.3	17.8	9.50

PERFORMANCE CHARACTERISTICS



BATTERY CONSTRUCTION

Component	Positive plate	Negative plate	Container & Cover	Safety valve	Terminal	Separator	Electrolyte	Pillar seal
Features	Thick high Sn low Ca grid with special paste	Balanced Pb-Ca grid for improved recombination efficiency	ABS (UL94-V0 optional)	Flame Si-Rubbeand aging resistancer	Female Copper Insert M8(torque:7~9N.m)	Advanced AGM separator for high pressure cell design	Dilute high purity sulphuric acid	Two layers epoxy resin seal